

Using Labour Market Information for a Job Search

Table of Contents

Overview.....	1
U of T’s 10,000 PhDs Project.....	1
U of T’s Postdoctoral Fellow Career Outcomes Project	1
Job Bank Canada	2
What is Job Bank Canada?	2
What is the labour market information for masters graduates?	2
What is the job outlook for a (insert job title)?.....	3
Based on location, how much money could I make?	5
Based on location, what is the job outlook?	6
O*NET	7

Overview

Labour market information can help you learn more about a particular industry or sector to make data-informed career decisions. Career planning is personal; labour market information is one factor. Along with this resource, make sure to engage in U of T’s programs and services to support your career exploration.

U of T’s 10,000 PhDs Project

The 10,000 PhDs Project, an initiative of the School of Graduate Studies at U of T, used Internet searches of open-access data sources such as official university and company websites to determine the current and/or first (2016) employment status of the 10,886 PhDs who graduated from U of T between 2000 and 2015 in all disciplines. The study successfully located 88% of Ph.D. graduates.

Use this [resource](#) to learn more about the sectors and employers who employ U of T Engineering Ph.D. graduates.

U of T’s Postdoctoral Fellow and their Career Outcomes Project

The Postdoctoral Fellows and their Career Outcomes Project, an initiative of the School of Graduate Studies at U of T, used Internet searches of open-access data sources such as official university and company websites to determine the current and/or first (2018) employment status of the 3,619 postdoctoral fellows who worked at U of T between 2008 and 2018 in all disciplines. The study successfully located 78% of all postdoctoral fellows.

Use this [resource](#) to learn more about the sectors and employers who employ U of T Engineering postdoctoral fellows

Job Bank Canada

What is Job Bank Canada?

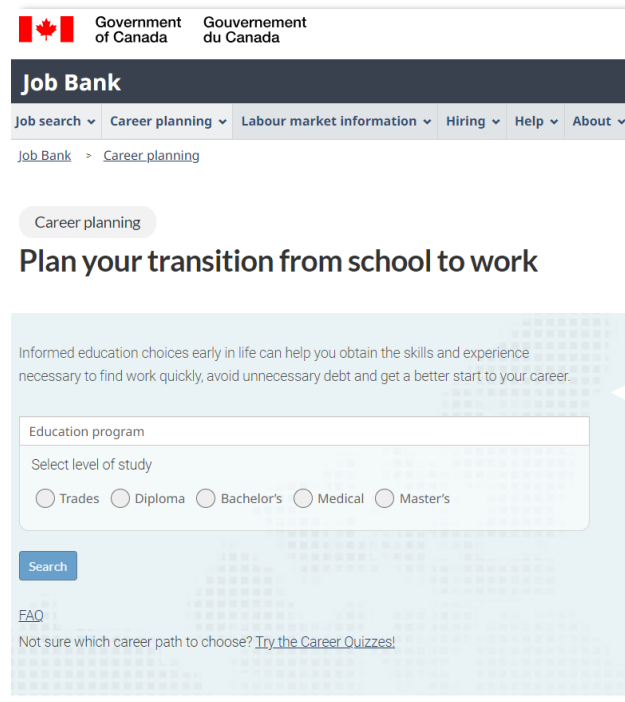
Job Bank Canada is “Canada’s national employment service, available as a website and mobile app. [They] help Canadians find work, plan their careers, and make it easier for employers to recruit and hire across the country.”¹ While Job Bank Canada is commonly known for their [job board](#), there are many other useful features of the website.

Below we highlight four tools to consider when using Job Bank Canada:

- Career Planning Tool: Degree Outcome Overview
- Career Planning Tool: Job Profiles
- Labour Market Information: Wage Reports
- Labour Market Information: Outlook Reports

What is the labour market information for masters graduates?

1. Log onto [Career Planning – Degree Outcome Overview](#).



The screenshot shows the Job Bank Canada website interface. At the top, there is a header with the Canadian flag and the text "Government of Canada" and "Gouvernement du Canada". Below this is the "Job Bank" logo. A navigation menu contains links for "Job search", "Career planning", "Labour market information", "Hiring", "Help", and "About". A breadcrumb trail shows "Job Bank > Career planning". The main heading is "Plan your transition from school to work". Below this, there is a text block: "Informed education choices early in life can help you obtain the skills and experience necessary to find work quickly, avoid unnecessary debt and get a better start to your career." A form is present with a text input field for "Education program", a dropdown for "Select level of study", and radio buttons for "Trades", "Diploma", "Bachelor's", "Medical", and "Master's". A "Search" button is located below the form. At the bottom, there is a "FAQ" section with the text "Not sure which career path to choose? Try the Career Quizzes!"

¹ <https://www.jobbank.gc.ca/aboutus>

2. In **Education program**, type your area of study and select **Master's**. Select **search** to generate labour market information.

Career planning

Plan your transition from school to work

Informed education choices early in life can help you obtain the skills and experience necessary to find work quickly, avoid unnecessary debt and get a better start to your career.

Bioengineering and biomedical engineering

Select level of study

Trades Diploma Bachelor's Medical Master's

Search

FAQ

Not sure which career path to choose? [Try the Career Quizzes!](#)

3. After selecting **search**, you will be re-directed to a page to learn more about jobs, school-to-employment conversion rate, medium earnings, and study-to-employment satisfaction rate.

What is the job outlook for a (*insert job title*)?

1. Log onto [Career Planning – Job Profiles](#).

Government of Canada / Gouvernement du Canada

Job Bank

job search ▾ Career planning ▾ Labour market information ▾ Hiring ▾ Help ▾ Abo

[Job Bank](#) > [Career planning](#)

Career planning

Explore an occupation

Learn about an occupation: available jobs, wages, career prospects, skills, job requirements and more.

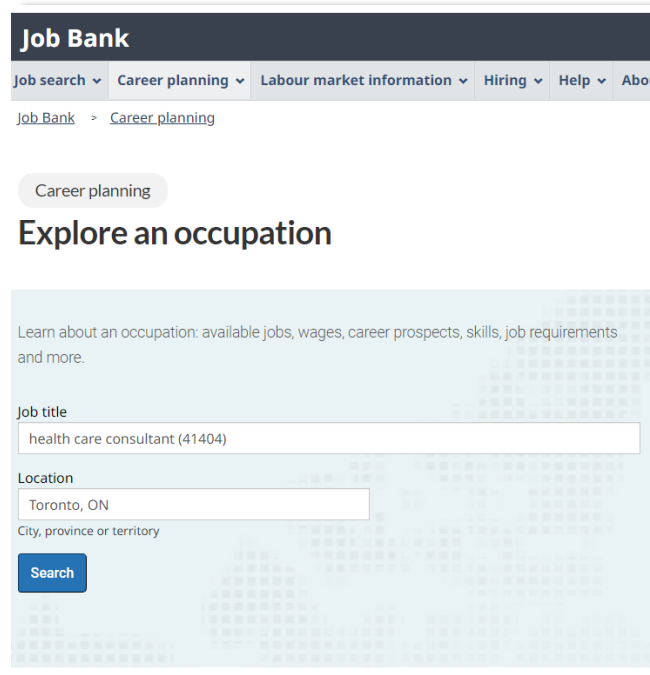
Job title

Location

City, province or territory

Search

2. In **Job title**, type in the job you are interested in learning more about and the **location**. For **location**, you can input a city and province. Select **search** to generate labour market information.

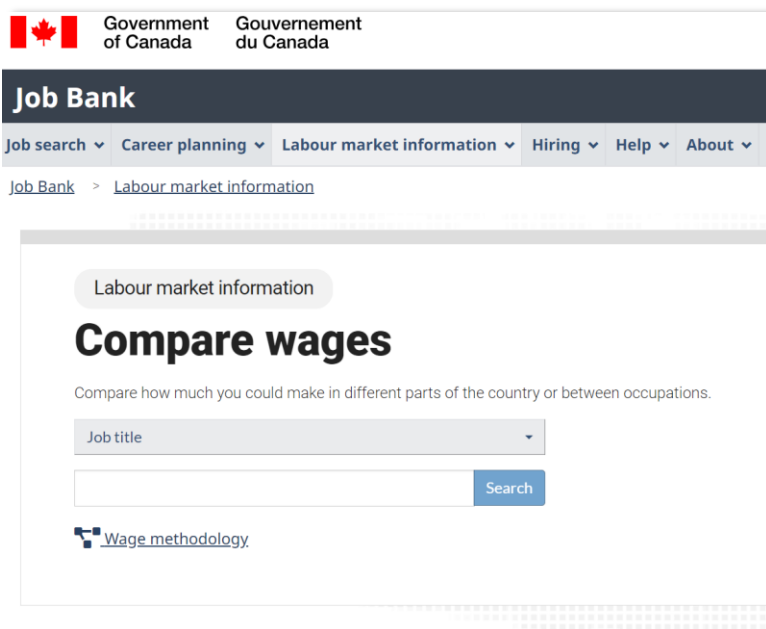


The screenshot shows the 'Job Bank' website interface. At the top, there is a navigation bar with 'Job Bank' in a dark blue header. Below the header, there are several menu items: 'Job search', 'Career planning', 'Labour market information', 'Hiring', 'Help', and 'About'. A breadcrumb trail shows 'Job Bank > Career planning'. A 'Career planning' button is visible. The main heading is 'Explore an occupation'. Below this, there is a sub-heading: 'Learn about an occupation: available jobs, wages, career prospects, skills, job requirements and more.' The form includes a 'Job title' field with the text 'health care consultant (41404)', a 'Location' field with the text 'Toronto, ON', and a 'Search' button. The background of the form area has a faint grid pattern.

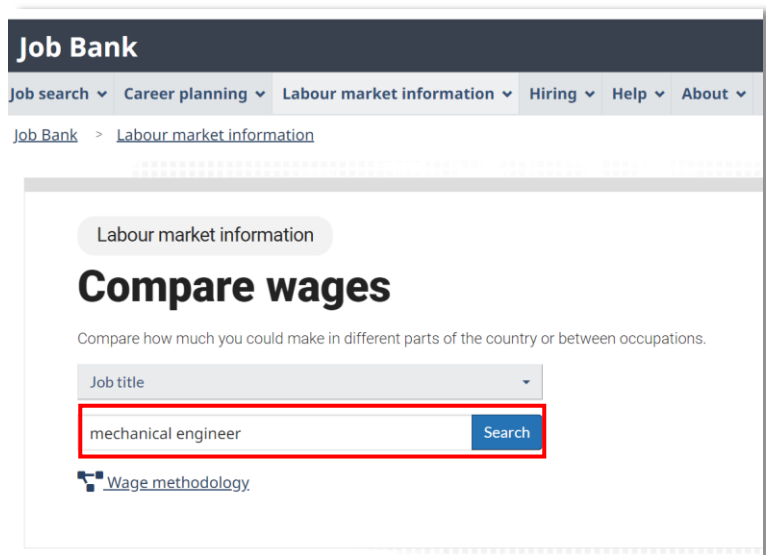
3. After selecting **search**, you will be redirected to a page that will have the following headers and relevant information:
- **Description:** Job duties, related job titles, related occupations
 - **Wages:** Hourly wage breakdown by low to high and median sorted by city, province, and country.
 - **Prospects:** Job prospect trends from the past three years and the next three years, alongside a specific breakdown of the sectors people worked in. Labour market conditions are also included for the next 10 years.
 - **Jobs:** A list of currently available jobs on [Job Bank](#) sorted by city, province, and country.
 - **Requirements:** A list of employment requirements, and professional certification and licensing, including if it is compulsory for a professional designation or voluntary.
 - **Skills:** A list of tasks you would need to perform in the occupation and a general overview of skills and knowledge needed.

Based on location, how much money could I make?

1. Log onto [Labour Market Information – Wage Reports](#).



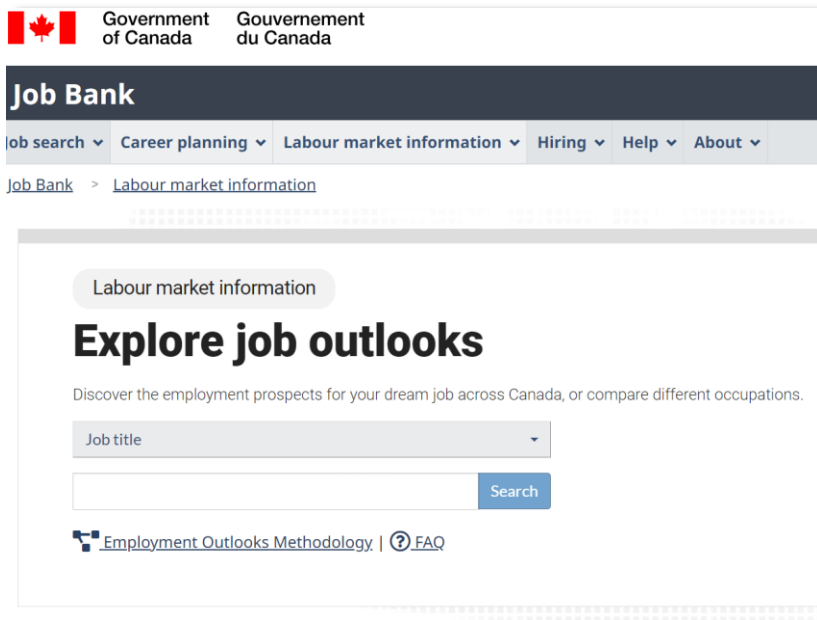
2. In **Job Title**, type in the job you would like to learn more about. Select the **search** button to generate results.



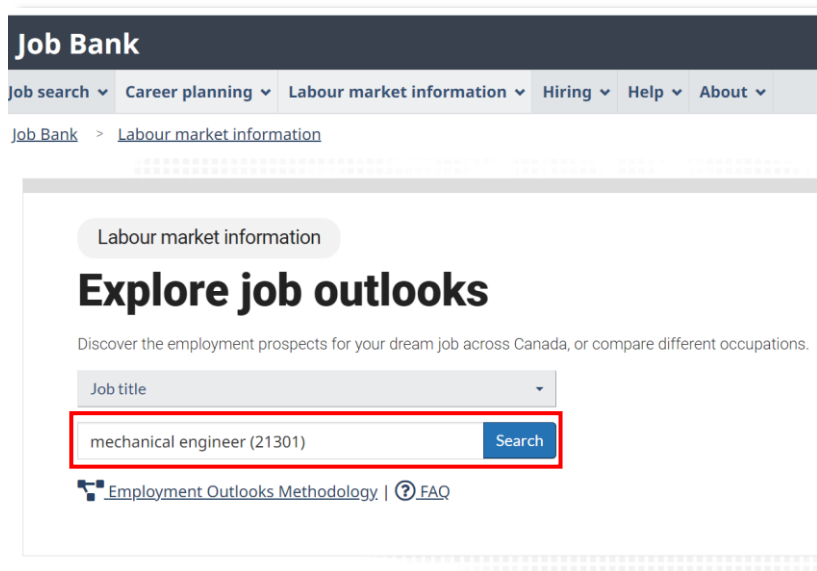
3. After selecting **search**, you will be redirected to a page with a table breakdown of hourly wages by province or territory, followed by major regions/areas/cities. The hourly wages are sorted by low to high and median.

Based on location, what is the job outlook?

1. Log onto [Labour Market Information – Outlook Reports](#).



2. In **Job Title**, type in the job you would like to learn more about. Select the **search** button to generate results.



3. After selecting **search**, you will be redirected to a page with information on the labour market outlook ranging from undetermined to very good sorted by province. Each province will contain information on how many people have worked in the occupation, in what sectors, gender distribution, and educational attainment. Some provinces may also have additional information related to city.

O*NET

O*NET is the primary source of occupational information in the USA. Explore this [resource](#) to learn about the labour market in USA.

Additional Considerations

Descriptions of the resources below were adapted from other websites. Opinions and ideas expressed by each resource are their own and do not necessarily represent the views or opinions of the University of Toronto or the Faculty of Applied Science & Engineering.

[Systemic barriers](#) are real and deeply affect equity-seeking groups. In addition to services offered through the central career services on campus ([Career Exploration & Education](#)), there additional resources to consider below:

- [Eluta.ca](#) has information on Canada's top employers (small and medium), best diversity employers, greenest employers, and top employers for young people. You can also sort by city, province, or postal code.
- [Glassdoor](#) has diversity and inclusion ratings by the organization.
- [York University](#) has an extensive list of career and job search support, job sites, and entrepreneur resources for Indigenous students to Turtle Island.
- The University of Toronto Mississauga has an extensive list of job boards, training opportunities, professional associations, and organizations for [Black students](#) and [neurodivergent students](#).
- [Pride at Work Canada](#) supports Canadian employers to foster workplaces that celebrate and foster belonging regardless of gender expression, gender identity, and sexual orientation, including events, a job board, and a Podcast series.
- [Women's Executive Network \(WXN\)](#) has interactive labour market information, a job board, and annual reports and insights.
- [Women in Communications and Technology](#) has advocacy reports, including diversity insight reports.

While every effort is made to avoid errors, resources do change. If one of the links is broken, contact grad.experience@engineering.utoronto.ca.